



Leading Supplier to the Automotive Industry



*Filter Products & Accessories for Prep Stations,
Crossdraft and Downdraft Spraybooths*

Product Application Guide

About Camfil Farr	3
Booth/Station Diagrams and Product Recommendations	
• Downdraft Spraybooth	4
• Semi-Downdraft Spraybooth	5
• Crossdraft Spraybooth	6
• Prep Station	7
Filter Medias	
• CDM-600	8
• CDMP-600	8
• CDM-R1	8
• CDMP-R1	8
• CSRP-1	9
• Serap	9
• CS-10TS	9
• CS-20TD	9
• CS-PF1 Sock	10
• CCP-5CSR1 Cube Filter	10
• S-Flo	10
• CPF-50	10
• CFPA	11
• CFPA II	11
• CG-1000	11
• CG-5000/CG-5000L	11
• Poly Pockets	12
• CS-10PA	12
• FTR	12
• Andrae HE+	12
Size Selection	
• CDMP-600	13
• CDMP-R1	13
• CSRP-1	13
• Serap	14
• Poly Pocket pad	14
• Poly Pocket roll	14
• CFPA pad	15
• CFPA II pad	15
• CFPA II roll	15
• CS-10PA	15
• Andrae	16
• FTR	16
• CG-1000 pad	16
• CG-1000 roll	16
• CG-5000 pad	17
• CG-5000 2" roll	17
• CG-5000 4" roll	17
Your Custom Cuts	18
Booth Manufacturer Cross Reference List	
• Downdraft Booths	19
• Prep Stations	35



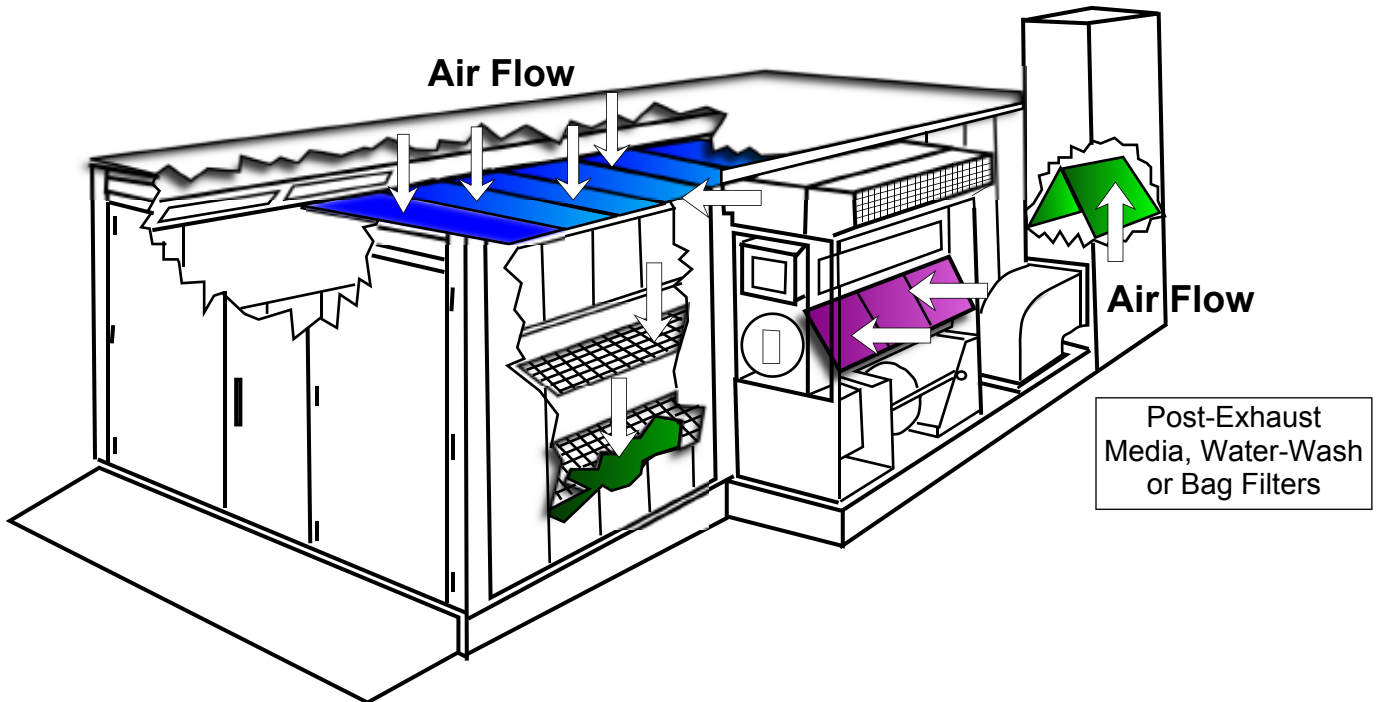
Camfil Farr is the world leader in air filtration and clean air solutions, with 22 production plants and R&D centres in the Americas, Europe and the Asia-Pacific region.

The company's business concept is to provide customers with best-in-class products and services within four main segments:

- Comfort Air
- Clean Processes
- Power Systems
- Safety and Protection

With more than 40 years of experience, Camfil Farr provides value to customers all over the world while delivering something essential to everyone - clean air.

DOWNDRAFT SPRAY BOOTH



Intake Filters

- CDM-600** (p. 8)
Highest efficiency ceiling filters
- CDMP-600** (p. 8, 13)
Highest efficiency ceiling filters (panel)
- CDM-R1** (p. 8)
High efficiency ceiling filters
- CDMP-R1** (p. 8, 13)
High efficiency ceiling filters (panel)

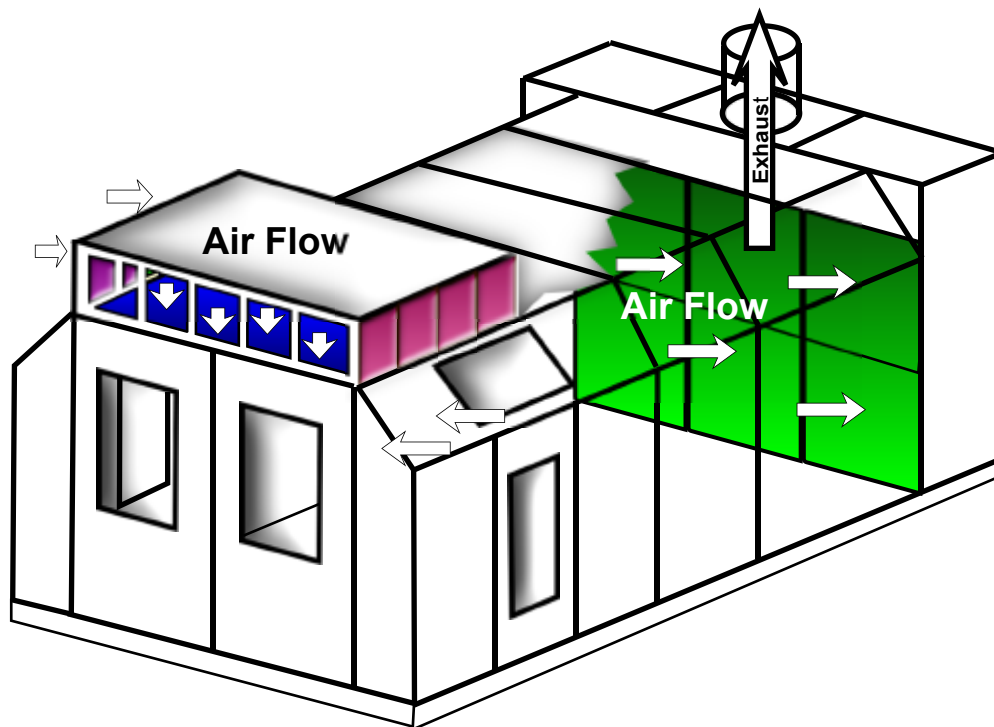
Prefiltration

- CS-10TS** (p. 9)
2" tackified media with scrim backing
- CS-20TD** (p. 9)
2" tackified synthetic media
- CCP-5CSR1 Cube Filter** (p. 10)
Dry synthetic media (CDM-R1 media)
- S-Flo** (p. 10)
Synthetic bag filter
- CSRP-1** (p. 9, 13)
Wire supported synthetic dry media
- CPF-50** (p. 10)
Rigid synthetic media with sewn pockets
- CS-PF1 Sock** (p. 10)
Synthetic tube filter

Exhaust Filters

- CF-PA** (p. 11, 15)
Paper paint arrestor
- CF-PA II** (p. 11, 15)
Paper paint arrestor and polyester
- CG-1000** (p. 11, 16)
1" dry fiberglass
- CG-5000** (p. 11, 17)
2" or 4" poly-backed dry fiberglass (high efficiency)
- CG-5000L** (p. 11, 17)
1" poly-backed dry fiberglass (high efficiency)
- CS-10PA** (p. 12, 15)
1" dry tackified synthetic media
- Poly Pockets** (p. 12, 14)
Diamond patterned, multi-density synthetic media
- CPF-50** (p. 10)
Rigid synthetic media with sewn pockets

SEMI-DOWNDRAFT SPRAY BOOTH



Intake Filters

- CDM-600** (p. 8)
Highest efficiency ceiling filters
- CDMP-600** (p. 8, 13)
Highest efficiency ceiling filters (panel)
- CDM-R1** (p. 8)
High efficiency ceiling filters
- CDMP-R1** (p. 8, 13)
High efficiency ceiling filters (panel)

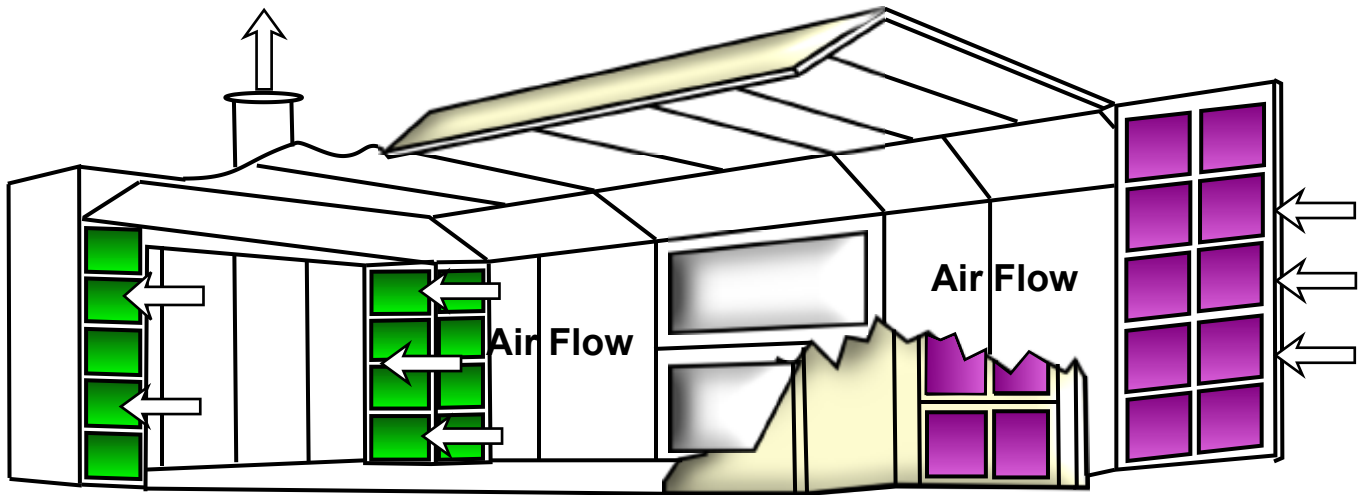
Prefiltration

- CSR-1** (p. 9, 13)
Wire supported synthetic dry media
- CDM-R1** (p. 8)
1" tackified progressive density media
- CPF-50** (p. 10)
Rigid synthetic media with sewn pockets

Exhaust Filters

- CF-PA** (p. 11, 15)
Paper paint arrestor
- CF-PA II** (p. 11, 15)
Paper paint arrestor and polyester
- CG-1000** (p. 11, 16)
1" dry fiberglass
- CG-5000** (p. 11, 17)
2" or 4" poly-backed dry fiberglass (high efficiency)
- CG-5000L** (p. 11, 17)
1" poly-backed dry fiberglass (high efficiency)
- FTR** (p. 12, 16)
3" perforated cardboard paint arrestor
- CPF-50** (p. 10)
Rigid synthetic media with sewn pockets

CROSSDRAFT SPRAY BOOTH



Prefiltration

CDM-R1 (p. 8)

Highest efficiency crossdraft filters

CDMP-R1 (p. 8, 13)

Highest efficiency crossdraft filters (panel)

CSRP-1 (p. 9, 13)

High efficiency crossdraft door filters

Serap Panel (p. 9, 14)

Green and white tackified door filters

Exhaust Filters

CF-PA (p. 11, 15)

Paper paint arrestor

CF-PA II (p. 11, 15)

Paper paint arrestor and polyester

CG-1000 (p. 11, 16)

1" dry fiberglass

CG-5000 (p. 11, 17)

4" dry fiberglass

CG-5000L (p. 11, 17)

1" poly-backed dry fiberglass (high efficiency)

FTR (p. 12, 16)

3" perforated cardboard paint arrestor

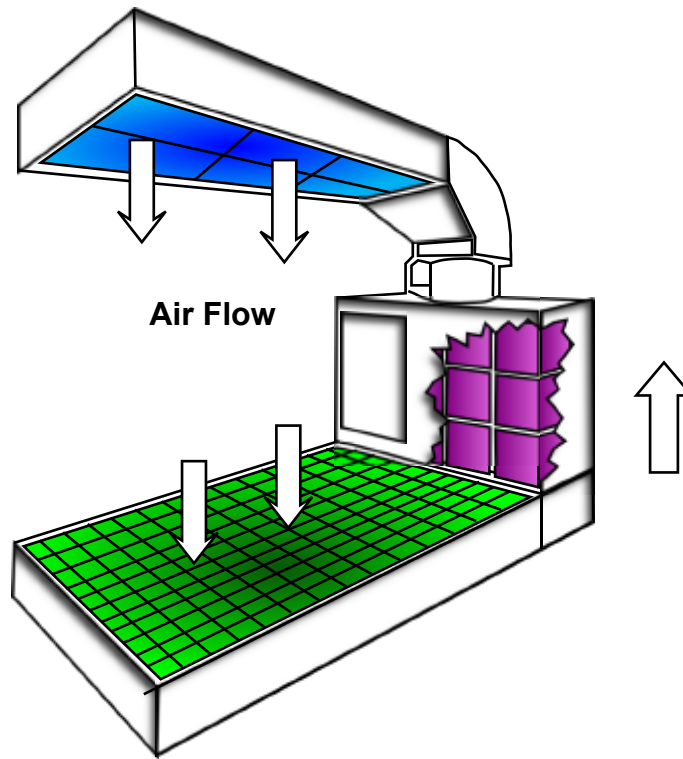
Andreae HE+ (p. 12, 16)

Perforated accordion style filter

Poly Pockets (p. 12, 14)

Diamond patterned, multi-density synthetic media

PREP STATION



Intake Filters

- CDM-600** (p. 8)
Highest efficiency ceiling filters
- CDMP-600** (p. 8, 13)
Highest efficiency ceiling filters (panel)
- CDM-R1** (p. 8)
High efficiency ceiling filters
- CDMP-R1** (p. 8, 13)
High efficiency ceiling filters (panel)

Prefiltration

- CPF-50** (p. 10)
Rigid synthetic media with sewn pockets
- CDMP-R1** (p. 8, 13)
Wire supported 1" tackified progressive density media

Exhaust Filters

- CF-PA** (p. 11, 15)
Paper paint arrestor
- CF-PA II** (p. 11, 15)
Paper paint arrestor and polyester
- CG-1000** (p. 11, 16)
1" dry fiberglass
- CG-5000** (p. 11, 17)
2" or 4" poly-backed dry fiberglass (high efficiency)
- CG-5000L** (p. 11, 17)
1" poly-backed dry fiberglass (high efficiency)
- CPF-50** (p. 10)
Rigid synthetic media with sewn pockets

FILTER MEDIAS



CDM-600 **Intake Media**

- For use as an intake filter in Downdraft booths, Semi-Downdraft booths and Prep Stations
- Our best downdraft filter media - recommended for water borne applications
- >96% initial efficiency for particles in the range of 7-10 microns on clean media; impregnated with a propriety tackifier to achieve maximum protection against fiber release
- Rated for temperatures up to 212 degrees F (100 degrees C).
- Available in bulk rolls, cut pads

CDMP-600 **Intake Panel**

- For use as an intake filter in downdraft booths, semi-downdraft booths and prep stations
- Recommended for water borne applications
- >96% initial efficiency for particles in the range of 7-10 microns on clean media
- CDM-600 supported in a wire frame
- Progressive Density Media enhances service life and dust holding capacity
- Temperature Rating: 212 degrees F (100 degrees C)



CDM-R1 **Intake or Prefilter Media**


- For use an intake filter or prefilter in downdraft booths, semi-downdraft booths and prep stations
- Recommended for water borne applications
- >87% initial efficiency for particles in the range of 7-10 microns on clean media; impregnated with a propriety tackifier to achieve maximum protection against fiber release
- Rated for temperatures up to 212 degrees F (100 degrees C)
- Available in bulk rolls, cut pads

CDMP-R1 **Intake or Prefilter Panel**

- For use as an intake filter or prefilter in downdraft booths, semi-downdraft booths and prep stations
- Recommended for water borne applications
- >87% initial efficiency for particles in the range of 7-10 microns on clean media
- CDM-R1 supported in a wire frame
- Progressive Density Media enhances service life and dust holding capacity
- Temperature Rating: 212 degrees F (100 degrees C)



FILTER MEDIAS




CSRP-1 **Prefilter Panel**

- For use as a prefilter in downdraft booths, semi downdraft booths, and crossdraft booths
- Higher efficiency
- Excellent dust loading
- Non-migrating tackifier
- Wire reinforced self sealing
- Two progressive density medias

SERAP **Prefilter Panel**

- For use as a prefilter in crossdraft booths
- Economical panel
- Excellent dust loading
- Non-migrating tackifier
- Wire reinforced self sealing




CS-10TS **Prefilter Media**

- For use as a prefilter in downdraft booths
- Dry synthetic media in 1" thickness
- Available in pads and rolls
- Dual denier
- Designed for maximum dust loading



CS-20TD **Prefilter Media**

- For use as a prefilter in downdraft booths
- Tackified synthetic media in 2" thickness
- Available in pads and rolls
- Dual denier
- Designed for maximum dust loading



FILTER MEDIAS




CS-PF1 Sock Prefilter

- For use as a prefilter in downdraft booths
- Synthetic media
- Available in various lengths and diameters
- Fully adjustable rope strap

CCP-5CSR1 - CUBE FILTER Prefilter Bag Filter

- For use as a prefilter in downdraft booths
- Wire supported synthetic media
- Combination of dry/tackified media
- Available in various sizes and depths
- Available in one, two, three and four pocket




S-FLO Prefilter Bag Filter

- For use as a prefilter in downdraft booths
- Consist of melt-blown lofted synthetic media that is bonded to a permeable media support backing forming a uniform lofted filter
- MERV 9, 11, 13, and 14 (45%, 65%, 85%, 95%)
- Available in various sizes and pocket configurations

CPF-50 Prefilter or Exhaust Bag Filter

- For use as a prefilter or exhaust filter in downdraft booths, semi-downdraft booths and prep stations
- Dry synthetic multi-pocket bag filter
- Galvanized header
- Available in various sizes and pocket configurations



FILTER MEDIAS



CF-PA ***Exhaust Media***

- For use as an exhaust filter in downdraft booths, semi-downdraft booths, crossdraft booths and prep stations
- Six layers of kraft media, each slit and expanded into a mesh with baffle-like surfaces
- Final layers incorporate smaller baffled openings which efficiently trap the vast percentage of the remaining particulates
- Good holding capacity
- Designed for general application with a wide variety of coatings

CF-PA II ***Exhaust Media***

- For use as an exhaust filter in downdraft booths, semi-downdraft booths, crossdraft booths and prep stations
- Five layers of slit and expanded kraft with multistage designed baffle openings and synthetic backing
- For use in areas using high solids, waterbornes, catalyzed and bake-dry coatings
- Also recommended for use on coatings with overspray which is tacky to semi-tacky



CG-1000 ***Exhaust Media***

- For use as an exhaust filter in downdraft booths, semi-downdraft booths, crossdraft booths and prep stations
- Graduated density dry fiberglass in 2" thickness
- Excellent paint loading
- Economical and space efficient
- Standard and custom rolls available




CG-5000/CG500L ***Exhaust Media***

- For use as an exhaust filter in downdraft booths, semi-downdraft booths, crossdraft booths and prep stations
- Polybacked graduated density dry fiberglass
- CG5000 available in 2" or 4" thickness (high efficiency)
- CG-5000L available in 1" thickness
- Excellent paint loading
- Economical and space efficient
- Standard and custom rolls available



MEDIA





POLY POCKETS *Exhaust Media*

- For use as an exhaust filter in downdraft booths, crossdraft booths, and truck booths
- Recommended for water borne applications
- Best choice for high volume spray facilities
- High loft, multi-ply polyester pads or rolls
- Superior holding capacity - long life, less production down time
- Efficiency: White - 99.84%, Green - 99.4%

CS-10PA *Exhaust Media*

- For use as an exhaust filter in downdraft booths
- Dry tackified synthetic media in 1" thickness
- Used for general applications
- High efficiency and holding capacity
- Available in pads and rolls



FTR *Exhaust Filter*

- For use as an exhaust filter in downdraft booths and crossdraft booths
- Low cost overspray collection filter
- High strength cardboard construction
- Ships and stores flat for minimal use of space
- Available in two sizes

ANDREA HE+ *Exhaust Filter*

- For use as an exhaust filter in crossdraft booths
- Made of two pleated and perforated walls glued by their edges with an additional thin layer of polyester on the rear face
- A superior holding capacity and an exceptional filtration efficiency to capture any type of liquid overspray



SIZE SELECTION

CDMP-600 (Panel) - Intake			
Old Part Number	New Part Number	Size	Case Qty
8201020	4600216	10 X 20	20
8202020	4600220	20 X 20	20
8202025	4600222	20 X 25	20
8201625	4600219	16 X 25	20
8202424	4600223	24 X 24	20
8202048	4600224	20 X 48	8

CDMP-R1 (Panel) - Intake or Prefiltration			
Old Part Number	New Part Number	Size	Case Qty
8101020	4600204	10 X 20	20
8102020	4600211	20 X 20	20
8101625	4600210	16 X 25	20
8102025	4600213	20 X 25	20
8102424	4600214	24 X 24	20
8102046	4600446	20 X 46	8
8102048	4600220	20 X 48	8

CSRP-1 (Panel) - Prefiltration			
Old Part Number	New Part Number	Size	Case Qty
8131020	4600198	10 X 20	20
8132020	4600202	20 X 20	20
8131625	4600201	16 X 25	20
8132025	4600204	20 X 25	20
8132424	4600205	24 X 24	20
8132048	4600206	20 X 48	8

SIZE SELECTION

SERAP (Panel) - Prefiltration			
Old Part Number	New Part Number	Size	Case Qty
8001020	4600180	10 X 20	20
8002020	4600184	20 X 20	20
8001625	4600183	16 X 25	20
8002025	4600186	20 X 25	20
8002424	4600187	24 X 24	20
8002048	4600225	20 X 48	8
8002046	4600188	20 X 46	8

POLY POCKET (Pad) - Exhaust			
Old Part Number	New Part Number	Size	Case Qty
N/A	8700026-GN	20 X 20	40
N/A	8700025-GN	20 X 25	40

Poly Pockets (Roll) - Exhaust Available in 50' rolls (white) or 60' rolls (green)			
Old Part Number	New Part Number	Size	Case Qty
N/A	8700040	24" X 50' X 1"	1
N/A	8700021	30" X 50' X 1"	1
N/A	8700037	36" X 50' X 1"	1
N/A	8700041	40" X 50' X 1"	1
N/A	8700042	48" X 50' X 1"	1
N/A	8700020	60" X 50' X 1"	1
N/A	Ask Office	24" X 60' X 1"	1
N/A	8700027	30" X 60' X 1"	1
N/A	Ask Office	36" X 60' X 1"	1
N/A	Ask Office	40" X 60' X 1"	1
N/A	Ask Office	48" X 60' X 1"	1
N/A	8700028	60" X 60' X 1"	1

SIZE SELECTION

CF-PA (Pad) - Exhaust			
Old Part Number	New Part Number	Size	Case Qty
8602020	8700005	20 X 20	60
8602025	8700006	20 X 25	60

CF-PA II (Pad) - Exhaust			
Old Part Number	New Part Number	Size	Case Qty
8302020	4401013	20 X 20	70
8302025	4400224	20 X 25	70

CF-PA II (Roll) - Exhaust			
Old Part Number	New Part Number	Size	Case Qty
8303017	4400576	30" X 17.5' X 1"	2
8304017	4400216	42" X 17.5' X 1"	2
8304030	8700013	42" X 30' X 1"	2

CS-10PA (Roll) - Exhaust			
Old Part Number	New Part Number	Size	Case Qty
8600820	357800-3027	20" X 90' X 1"	1
8600824	357800-3038	24" X 90' X 1"	1
8600830	357800-3021	30" X 90' X 1"	1
8600836	357800-3031	36" X 90' X 1"	1
8600840	357800-3030	40" X 90' X 1"	1
8600848	357800-3044	48" X 90' X 1"	1

SIZE SELECTION

ANDREA FILTERS - Exhaust

Old Part Number	New Part Number	Size	Case Qty
8723630	8700002	36" X 30'	1
29-2440	8700045	HE 36" X 30'	1

FTR (Filter) - Exhaust

Old Part Number	New Part Number	Size	Case Qty
8712020	8700000	20 X 20	24
8712025	8700001	20 X 25	18

CG-1000 (Pad) - Exhaust

Old Part Number	New Part Number	Size	Case Qty
8402020	14742-1	20 X 20	50
8402025	14742-2	20 X 25	50

CG-1000 (Roll) - Exhaust

Available in 100', 200', 300', or 400' rolls

Old Part Number	New Part Number	Size	Case Qty
8420100	357267-1618	20" X 100' X 2"	1
8424100	357267-1624	24" X 100' X 2"	1
8430100	357267-1610	30" X 100' X 2"	1
8436100	357267-1614	36" X 100' X 2"	1
8440100	357267-1615	40" X 100' X 2"	1
8448100	357267-1612	48" X 100' X 2"	1

SIZE SELECTION

CG-5000 (Pad) - Exhaust			
Old Part Number	New Part Number	Size	Case Qty
8502020	357267-2103	20 X 20	50
8502025	357267-2104	20 X 25	50

CG-5000 2" (Roll) - Exhaust Available in 100', 200' or 300' rolls			
Old Part Number	New Part Number	Size	Case Qty
8524100	357267-2100	24" X 100' X 2"	1
8530100	357267-2117	30" X 100' X 2"	1
8536100	357267-2109	36" X 100' X 2"	1
8540100	357267-2123	40" X 100' X 2"	1
8548100	357267-2113	48" X 100' X 2"	1

CG-5000 4" (Roll) - Exhaust Available in 100' or 150' rolls			
Old Part Number	New Part Number	Size	Case Qty
8624100	357267-1905	24" X 100' X 4"	1
8624150	357267-1906	24" X 150' X 4"	1
8630100	357267-1907	30" X 100' X 4"	1
8630150	357267-1900	30" X 150' X 4"	1
8640100	357267-2064	40" X 100' X 4"	1
8640150	357267-2251	40" X 150' X 4"	1
8648100	357267-2078	48" X 100' X 4"	1
8648150	357267-2252	48" X 150' X 4"	1

YOUR CUSTOM CUTS

Old Part Number	New Part Number	Size	Case Qty

Old Part Number	New Part Number	Size	Case Qty

Old Part Number	New Part Number	Size	Case Qty

Old Part Number	New Part Number	Size	Case Qty

BOOTH MANUFACTURER

CROSS REFERENCE LIST

Downdraft Booths

BOOTH TYPE/ APPLICATION	DESCRIPTION	SIZE	PART NO.	ITEM NO.	CASE QTY
ACCUDRAFT					
Ceiling	CDM-600	37" x 45"	8203745	4400239	18
Ceiling	CDM-600	37" x 45"	8203746	4400239	21
AEN (requires 3 ceiling filters)					
Ceiling	CDM-600	58" x 59"	8205859	101739-4116	3
Prefilter	S-Flo-50 6Pkt with loops	22" x 26" x 42"	CONTACT	FACTORY	2
Exhaust Floor	CG-1000	24" x 100' x 2"	8424100	357267-1624	1
Exhaust Floor	CG-1000	24" x 300' x 2"	8424300	357267-1676	1
AEROCURE (requires 10 ceiling filters)					
Ceiling	CDM-600	57" X 62"	8205762	101739-4159	3
Ceiling	CDM-600	54" X 61"	8205461	101739-4152	3
Ceiling	CDM-600	54" X 69"	8205469	101739-4153	4
Exhaust Floor	CG-1000	24" x 100' x 2"	8424100	357267-1624	1
Exhaust Floor	CG-1000	24" x 300' x 2"	8424300	357267-1676	1
AFC CUSTOMAIRE (requires 24 ceiling filters)					
Ceiling	CDMR-1 Panel	20" x 48"	8102048	4600215	8
Exhaust Floor	CG-1000	20" x 100' x 2"	8420100	357267-1618	1
Exhaust Floor	CG-1000	20" x 300' x 2"	8420300	357267-1619	1
AFC DOWNDRAFT, QUARDRAFT, SIDE D/D (requires 12 ceiling filters)					
Ceiling	CDM-600	36.75" x 54"	101739-2322	101739-2322	4
Prefilter	Serap 20-50-LK-20-25-2	20" x 50"	4600755-2	4600755-2	10
Exhaust Filter	CG-1000	20" x 20"	8402020	14742-1	50
Exhaust Filter	CG-1000	20" x 100' x 2"	8420100	357267-1618	1
AFC EUROSTYLE (requires 12 ceiling filters)					
Ceiling	CDM-600	38" x 57"	8203857	101739-4129	6
Prefilter	Serap 20-50-LK-20-25-2	20" x 50"	4600755-2	4600755-2	10
Exhaust Floor	CG-1000	20" x 20"	8402020	14742-1	50
AIR TECH (requires 6 or 7 ceiling filters)					
Ceiling	CDM-600	46" x 135"	101739-2251	101739-2251	6
Ceiling	CDM-600	46" x 135"	101739-2251	101739-2251	7
AMERI-CURE (OLD) (requires 24 ceiling filters)					
Ceiling	CDMR-1 Panel	20" x 46"	8102046	4600446	8
Exhaust Floor	Andreae Binks Filter	36" x 30'	8723630	8700002	1
AMERI-CURE (NEW) (requires 24 ceiling filters)					
Ceiling	CDM-600	48" x 80"	8204880	101739-4146	4
Exhaust Floor	Andreae Binks Filter	36" x 30'	8723630	8700002	1

BOOTH MANUFACTURER

CROSS REFERENCE LIST

Downdraft Booths

BOOTH TYPE/ APPLICATION	DESCRIPTION	SIZE	PART NO.	ITEM NO.	CASE QTY
ATLANTIC INTERNATIONAL (requires 54 panels per change)					
Ceiling	SERAP Panel	20" x 20"	8202020	4600184	20
Exhaust	Andreae Binks Filter	40" x 26"	8700023	8700023	1
BINKS DOWNUNDER (requires 48 ceiling filters)					
Ceiling	CDM-600 Panel	20" x 20"	8202020	4600220	20
Andreae Filter	Andreae Binks	36" x 30'	8723630	8700002	1
Exhaust Floor	CG-1000 Paint Arrestor	36" x 100' x 2"	8436100	357267-1614	1
Exhaust Floor	CG-1000 Paint Arrestor	36" x 300' x 2"	8436300	357267-1627	1
BINKS PYRAMID (requires 8 ceiling filters)					
Ceiling	CDM-600	36" x 144"	8236144	4400616	8
Andreae Filter	Andreae Binks	36" x 30'	8723630	8700002	1
Prefilter	CSRP-1 Link Panel	25" x 75"	8709739	4600366	6
Exhaust Floor	CG-1000 Paint Arrestor	36" x 100' x 2"	8436100	357267-1614	1
Exhaust Floor	CG-1000 Paint Arrestor	36" x 300' x 2"	8436300	357267-1627	1
BINKS SPRAYOVEN (requires 8 ceiling filters)					
Ceiling	CDM-600	35" x 127"	101739-4102	101739-4102	4
Ceiling	CDM-600	42" x 106"	101739-4103	101739-4103	8
Exhaust Floor	CG-1000 Paint Arrestor	36" x 100' x 2"	8436100	357267-1614	1
Prefilter	CSRP-1 Link Panel	25" x 75"	8709739	4600366	6
Prefilter	CS-5T Pad	20" x 50"	CONTACT	FACTORY	10
BINKS SUNKISS ELITE (requires 11 ceiling filters)					
Ceiling	CDM-600	23" x 120"	101739-4104	101739-4104	11
Prefilter	CPF-50 Pocket Filter	24" x 24" x 26"	357723A26G1D	357723A26G1D	2
Alternate Prefilter	Hi-Flo-50 6 Pocket	24" x 24" x 21"	354122A21	354122A21	4
Exhaust Floor	CG-1000	25" x 100' x 2"	8425100	357267-1665	1
Exhaust Floor	CG-1000	25" x 300' x 2"	8425300	357267-1681	1
BINKS SUNKISS T (requires 9 ceiling filters)					
Ceiling	CDM-600	26" x 120"	101739-2248	101739-2248	9
Exhaust Floor	CG-1000	30" x 300' x 2"	8430300	357267-1632	1
BINKS SURROUND AIR (requires 12 ceiling filters)					
Ceiling	CDM-600	42" x 169"	101739-2063	101739-2063	2
Prefilter	CSRP-1 Link Panel	20" x 50"	CONTACT	FACTORY	6
Prefilter	CSRP-1 Link Panel	25" x 75"	8709739	4600366	6
Exhaust Floor	CG-1000	36" x 100' x 2"	8436100	357267-1614	1
Exhaust Floor	CG-1000	36" x 300' x 2"	8436300	357267-1627	1

BOOTH MANUFACTURER

CROSS REFERENCE LIST

Downdraft Booths

BOOTH TYPE/ APPLICATION	DESCRIPTION	SIZE	PART NO.	ITEM NO.	CASE QTY
BLOWTHERM NEW 6.0 METER (requires 4 ceiling filters)					
Ceiling	CDM-600	64" x 120"	101739-4105	101739-4105	2
Prefilter	CCP-CSR1-600	23" x 47" x 9"	4601147	4601147	2
Exhaust Floor	CG-1000	30" x 100' x 2"	8430100	357267-1610	1
Exhaust Floor	CG-1000	30" x 300' x 2"	8430300	357267-1632	1
BLOWTHERM OLD 6.0 METER (requires 4 ceiling filters)					
Ceiling	CDM-600	61" x 120"	101739-4117	101739-4117	2
Prefilter	CCP-CSR1-600	23" x 47" x 9"	4601147	4601147	2
Exhaust Floor	CG-1000	30" x 100' x 2"	8430100	357267-1610	1
Exhaust Floor	CG-1000	30" x 300' x 2"	8430300	357267-1632	1
BLOWTHERM NEW 6.75 METER ULTRA (requires 1 case of each)					
Ceiling	CDM-600	64" x 120"	101739-4105	101739-4105	2
Ceiling	CDM-600	64" x 149"	8264149	4401333	2
Prefilter	CCP-CSR1-600	23" x 47" x 9"	4601147	4601147	2
Exhaust Floor	CG-1000	30" x 100' x 2"	8430100	357267-1610	1
Exhaust Floor	CG-1000	30" x 300' x 2"	8430300	357267-1632	1
BLOWTHERM OLD 6.75 METER ULTRA (requires 1 case of each)					
Ceiling	CDM-600	61" x 120"	101739-4117	101739-4117	2
Ceiling	CDM-600	61" x 149"	8261149	4400514	2
Prefilter	CCP-CSR1-600	23" x 47" x 9"	4601147	4601147	2
Exhaust Floor	CG-1000	30" x 100' x 2"	8430100	357267-1610	1
Exhaust Floor	CG-1000	30" x 300' x 2"	8430300	357267-1632	1
BLOWTHERM NEW 7.5 METER ULTRA (requires 4 ceiling filters)					
Ceiling	CDM-600	64" x 149"	8264149	4401333	2
Prefilter	CCP-CSR1-600	23" x 47" x 9"	4601147	4601147	2
Exhaust Floor	CG-1000	30" x 100' x 2"	8430100	357267-1610	1
Exhaust Floor	CG-1000	30" x 300' x 2"	8430300	357267-1632	1
BLOWTHERM OLD 7.5 METER ULTRA (requires 4 ceiling filters)					
Ceiling	CDM-600	61" x 149"	8261149	4400514	2
Prefilter	CCP-CSR1-600	23" x 47" x 9"	4601147	4601147	2
Exhaust Floor	CG-1000	30" x 100' x 2"	8430100	357267-1610	1
Exhaust Floor	CG-1000	30" x 300' x 2"	8430300	357267-1632	1
BLOWTHERM 2000 6.75 METER ULTRA (requires 4 ceiling filters)					
Ceiling	CDM-600	75" x 120"	101739-2245	101739-2245	2
Ceiling	CDM-600	76" x 149"	101739-2329	101739-2329	2
Prefilter	CCP-CSR1-600	23" x 47" x 9"	4601147	4601147	2
Exhaust Floor	CG-1000	30" x 100' x 2"	8430100	357267-1610	1
Exhaust Floor	CG-1000	30" x 300' x 2"	8430300	357267-1632	1

BOOTH MANUFACTURER

CROSS REFERENCE LIST

Downdraft Booths

BOOTH TYPE/ APPLICATION	DESCRIPTION	SIZE	PART NO.	ITEM NO.	CASE QTY
BLOWTHERM 2000 7.50 METER ULTRA (requires 4 ceiling filters)					
Ceiling	CDM-600	76" x 149"	101739-2329	101739-2329	2
Ceiling	CDM-600	75.5" x 30"	101739-4169	101739-4169	2
Prefilter	CCP-CSR1-600	23" x 47" x 9"	4601147	4601147	2
Exhaust Floor	CG-1000	30" x 100' x 2"	8430100	357267-1610	1
Exhaust Floor	CG-1000	30" x 300' x 2"	8430300	357267-1632	1
BLOWTHERM 3000 ULTRA (requires 4 ceiling filters)					
Ceiling	CDM-600	65.50" x 120"	8265120	4400441	2
Prefilter	CPF-50 Pocket Filter	24" x 24" x 26"	357723A26G1D	357723A26G1D	2
Exhaust Floor	CG-1000	30" x 100' x 2"	8430100	357267-1610	1
Prefilter	CWA	19" x 37" x 3.75"	CONTACT	FACTORY	2
Exhaust Floor	CG-1000	30" x 300' x 2"	8430300	357267-1632	1
BLOWTHERM EURO 4000 (requires 4 ceiling filters)					
Ceiling	CDM-600	81" x 144"	8281144	101739-2047	4
Ceiling	CDM-600	36" x 81"	8203681	101739-2321	2
Prefilter	CCP-CSR1-600	23" x 47" x 9"	4601147	4601147	2
Exhaust Floor	CG-1000	30" x 100' x 2"	8430100	357267-1610	1
Exhaust Floor	CG-1000	30" x 300' x 2"	8430300	357267-1632	1
Note: Some older Blowtherm Booths may require prefilters with no header. Blowtherm Ultra-Extra Booths with fresh air circulation require 2 cases - one case for intake, one case for exhaust.					
BREWCO (requires 4 ceiling filters)					
Ceiling	CDM-600	39" x 56"	8203956	101739-4137	2
Ceiling	CDM-600	51" x 55"	101739-2377	101739-2377	4
Prefilter Option 1	CS-5T Pad	24" x 48"	CONTACT	FACTORY	4
Prefilter Option 2	Serap	20" x 48"	8102048	4600225	8
Prefilter Option 3	Serap Link Panel	24" x 48"	4600771-2	4600771-2	8
Exhaust Floor	CG-1000	25" x 100' x 2"	8425100	357267-1665	1
Exhaust Floor	CG-1000	25" x 300' x 2"	8425300	357267-1681	1
Exhaust Floor	CG-1000	30" x 100' x 2"	8430100	357267-1610	1
Exhaust Floor	CG-1000	30" x 300' x 2"	8430300	357267-1632	1
CMC CONCORDE (requires 12 ceiling filters)					
Ceiling	CDM-600	39" x 79"	8203979	4401542	5/4
Ceiling	CDM-600	39" x 60"	8203960	101739-4138	3
Ceiling	CDM-600	39" x 117"	101739-4132	101739-4132	6/7
Prefilter	CCP-CSR1-400	18" x 32" x 20"	CONTACT	FACTORY	2
Exhaust Floor	CG-1000	24" x 100' x 2"	8424100	357267-1624	1
Exhaust Floor	CG-1000	24" x 300' x 2"	8424300	357267-1676	1
Exhaust Floor	CG-1000	30" x 100' x 2"	8430100	357267-1610	1
Exhaust Floor	CG-1000	30" x 300' x 2"	8430300	357267-1632	1

BOOTH MANUFACTURER

CROSS REFERENCE LIST

Downdraft Booths

BOOTH TYPE/ APPLICATION	DESCRIPTION	SIZE	PART NO.	ITEM NO.	CASE QTY
CMC MIRAGE (requires 12 ceiling filters)					
Ceiling	CDM-600	39" x 79"	8203979	4401542	5/4
Ceiling	CDM-600	39" x 51"	8203951	101739-2206	3
Prefilter	CCP-CSR1-600	18" x 49.5" x 20"	CONTACT	FACTORY	2
Prefilter	CCP-CSR1-700	18" x 52" x 20"	CONTACT	FACTORY	2
Exhaust Filter	CG-1000	30" x 100' x 2"	8430100	357267-1610	1
Exhaust Filter	CG-1000	30" x 300' x 2"	8430300	357267-1632	1
CWN NEW (requires 7 or 8 ceiling filters)					
Ceiling	CDM-600	38" x 145"	8238145	101739-2403	7/8
Exhaust Floor	CG-1000	30" x 100' x 2"	8430100	357267-1610	1
Exhaust Floor	CG-1000	30" x 300' x 2"	8430300	357267-1632	1
CWN OLD (requires 6 ceiling filters)					
Ceiling	CDM-600	38" x 145"	8238145	101739-2403	6
Exhaust Floor	CG-1000	20" x 100' x 2"	8420100	357267-1618	1
Exhaust Floor	CG-1000	20" x 300' x 2"	8420300	357267-1619	1
DEVILBISS CONCEPT (requires 14 ceiling filters)					
Ceiling	CDM-600	39" x 39"	8203939	4400364	14
Exhaust Floor	CG-1000	40" x 100' x 2"	8440100	357267-1615	1
Exhaust Floor	CG-1000	40" x 300' x 2"	8440300	357267-1630	1
DEVILBISS CONCEPT CURE 1987 (requires 4 ceiling filters)					
Ceiling	CDM-600	61" x 149.50"	8261149	4400514	4
Burner	CP-50-HC-HT	16" x 25" x 2"	8801625	4067178	4
Burner	CP-50-HC-HT	20" x 20" x 2"	8802020	4067022	2
Burner	CP-50-HC-HT	20" x 25" x 2"	8802025	4067179	4
Prefilter	CSRP-1 Link Panel	25" x 75"	8709739	4600366	2
Exhaust Floor	CG-1000	40" x 100' x 2"	8440100	357267-1615	1
Exhaust Floor	CG-1000	40" x 300' x 2"	8440300	357267-1630	1
DEVILBISS CONCEPT CURE 1988 (requires 10 or 24 ceiling)					
Ceiling	CDM-600	28.5" x 117.75"	8228117	4400579	10
Ceiling	CDM-R1 Panel	20" x 48"	8102048	4600215	8
Burner	CP-50-HC-HT	16" x 25" x 2"	8801625	4067178	4
Burner	CP-50-HC-HT	20" x 25" x 2"	8802025	4067179	4
Prefilter	CSRP-1 Link Panel	25" x 75"	8709739	4600366	2
Exhaust Floor	CG-1000	40" x 100' x 2"	8440100	357267-1615	1
Exhaust Floor	CG-1000	40" x 300' x 2"	8440300	357267-1630	1

BOOTH MANUFACTURER

CROSS REFERENCE LIST

Downdraft Booths

BOOTH TYPE/ APPLICATION	DESCRIPTION	SIZE	PART NO.	ITEM NO.	CASE QTY
DEVILBISS CONCEPT II (requires 24 ceiling filters)					
Ceiling	CDM-R1 Panel	20" x 48"	8102048	4600215	8
Burner	CP-50-HC-HT	16" x 25" x 2"	8801625	4067178	4
Burner	CP-50-HC-HT	20" x 25" x 2"	8802025	4067179	4
Prefilter	CSRP-1 Link Panel	25" x 75"	8709739	4600366	2
Exhaust Floor	CG-1000	40" x 100' x 2"	8440100	357267-1615	1
Exhaust Floor	CG-1000	40" x 300' x 2"	8440300	357267-1630	1
DEVILBISS 2000 (requires 30 ceiling filters)					
Ceiling	CDM-600 Panels	20" x 48"	8202048	4600224	8
Prefilter	CSRP-1 Link Panel	25" x 75"	8709739	4600366	2
Exhaust Floor	CG-1000	30" x 100' x 2"	8430100	357267-1610	1
Exhaust Floor	CG-1000	30" x 300' x 2"	8430300	357267-1632	1
DEVILBISS TRUCK BOOTHS					
Ceiling	CDM-600	40" x 120"	4401542	4401542	3
DEVILBISS "BURNER FILTERS"					
Burner	CP-50-HC-HT	16" x 20" x 2"	8801620	4067177	6
Burner	CP-50-HC-HT	20" x 20" x 2"	8802020	4067022	6
Burner	CP-50-HC-HT	20" x 25" x 2"	8802025	4067179	6
Burner	CP-50-HC-HT	16" x 25" x 2"	8801625	4067178	6
DEVILBISS PAINT ARRESTORS					
Exhaust Floor	CG-1000	30" x 100' x 2"	8430100	357267-1610	1
Exhaust Floor	CG-1000	30" x 300' x 2"	8430300	357267-1632	1
Exhaust Floor	CG-1000	40" x 100' x 2"	8440100	357267-1615	1
Exhaust Floor	CG-1000	40" x 300' x 2"	8440300	357267-1630	1
Exhaust Filter	CG-1000	20" x 20" x 2"	8402020	14742-1	50
Exhaust Filter	CG-1000	20" x 25" x 2"	8402025	14742-2	50
DIAMOND (requires 4 or 10 ceiling filters)					
Ceiling	CDM-600	61" x 61"	8206161	101739-4165	10
Ceiling	CDM-600	61" x 151"	101739-4164	101739-4164	4
Prefilter	CPF-50 Pocket Filter	24" x 24" x13"	357723A13G1D	357723A13G1D	2
Exhaust Floor	CG-1000	30" x 100' x 2"	8430100	357267-1610	1
Exhaust Floor	CG-1000	30" x 300' x 2"	8430300	357267-1632	1
EAGLE (requires 4 ceiling filters)					
Ceiling	CDM-600	48" x 60"	8204860	101739-4145	4
Prefilter	CSRP-1 Link Panel	25" x 72"	8709739	4600366	2
Prefilter	CSRP-1 Link Panel	20" x 50"	CONTACT	FACTORY	10
Exhaust Floor	CG-1000	40" x 100' x 2"	8440100	357267-1615	1
Exhaust Floor	CG-1000	40" x 300' x 2"	8440300	357267-1630	1
Exhaust Filter	CG-5000	20" x 20" x 2"	8502020	357267-2103	50

BOOTH MANUFACTURER

CROSS REFERENCE LIST

Downdraft Booths

BOOTH TYPE/ APPLICATION	DESCRIPTION	SIZE	PART NO.	ITEM NO.	CASE QTY
EUROPEA (requires 8 ceiling filters)					
Ceiling	CDM-600	51" x 60"	8205160	4401097	8
Intake	CDM-R1	30" x 81'	101739-4177	101739-4177	1
Exhaust Floor	CG-1000	30" x 100' x 2"	8430100	357267-1610	1
Exhaust Floor	CG-1000	30" x 300' x 2"	8430300	357267-1632	1
FURNOCOLOR (requires 4 or 6 ceiling filters)					
Ceiling	CDM-600	40" x 100"	101739-218	101739-218	4
Ceiling	CDM-600	48" x 66"	101739-2056	101739-2056	6
FUTURE CURE (requires 6 or 8 ceiling filters)					
Ceiling	CDMR-1 Panel	20" x 46"	8102046	4600446	8
Ceiling	CDM-R1	24" x 110"	101739-2388	101739-2388	5
Ceiling	CDM-600	38" x 92"	8203892	101739-4130	12
Prefilter Old	SERAP Panel	20" x 48"	8102048	4600225	8
Prefilter New	30/30 Pleated Panel	20" x 20"x 2"	49880-2	49880-2	24
Exhaust Filter	Andreae Binks	36" x 30'	8723630	8700002	1
Exhaust Floor	CG-1000	36" x 100' x 2"	8436100	357267-1614	1
Exhaust Floor	CG-1000	36" x 300' x 2"	8436300	357267-1645	1
GARMAT BLACKHAWK (requires 7 ceiling filters)					
Ceiling	CDM-600	39" x 108"	8239108	4400198	7
Prefilter	CCP-CSR1-600	36" x 48"x 12"	CONTACT	FACTORY	1
Prefilter	CPF-50 Pocket Filter	24" x 24" x 26"	357723A26G1D	357723A26G1D	2
Alternate Prefilter	Hi-Flo-50 6 Pocket	24" x 24" x 21"	354122A21	354122A21	4
Exhaust Floor	CG-1000	36" x 100' x 2"	8436100	357267-1614	1
Exhaust Floor	CG-1000	36" x 300' x 2"	8436300	357267-1645	1
GARMAT USA 300 SERIES (requires 16 ceiling filters)					
Ceiling	CDM-600	37.5" x 67"	101739-4107	101739-4107	16
Prefilter	CWA	23.5" x 44" x 1.875"	CONTACT	FACTORY	3
Prefilter	CPF-50 Pocket Filter	24" x 24" x 26"	357723A26G1D	357723A26G1D	2
Alternate Prefilter	Hi-Flo-50 6 Pocket	24" x 24" x 21"	354122A21	354122A21	4
Exhaust Floor	CG-1000	40" x 100' x 2"	8440100	357267-1615	1
Exhaust Floor	CG-1000	40" x 300' x 2"	8440300	357267-1630	1
GARMAT 700 SERIES OLDER MODELS (requires 7 ceiling filters)					
Ceiling	CDM-600	39" x 108"	8239108	4400198	7
Prefilter	CPF-50 Pocket Filter	24" x 24" x 26"	357723A26G1D	357723A26G1D	2
Alternate Prefilter	Hi-Flo-50 6 Pocket	24" x 24" x 21"	354122A21	354122A21	4
Exhaust Floor	CG-1000	40" x 100' x 2"	8440100	357267-1615	1
Exhaust Floor	CG-1000	40" x 300' x 2"	8440300	357267-1630	1

BOOTH MANUFACTURER

CROSS REFERENCE LIST

Downdraft Booths

BOOTH TYPE/ APPLICATION	DESCRIPTION	SIZE	PART NO.	ITEM NO.	CASE QTY
GARMAT 700 SERIES NEWER MODELS (requires 7 ceiling filters)					
Ceiling	CDM-600	39" x 108"	8239108	4400198	7
Prefilter	CPF-50 Pocket Filter	24" x 24" x 26"	357723A26G1D	357723A26G1D	2
Alternate Prefilter	Hi-Flo-50 6 Pocket	24" x 24" x 21"	354122A21	354122A21	4
Exhaust Floor	CG-1000	30" x 100' x 2"	8430100	357267-1610	1
Exhaust Floor	CG-1000	30" x 300' x 2"	8430300	357267-1632	1
Exhaust Floor	CG-1000	36" x 100' x 2"	8436100	357267-1614	1
Exhaust Floor	CG-1000	36" x 300' x 2"	8436300	357267-1645	1
GARMAT ZEPHYR (requires 7 ceiling filters)					
Ceiling	CDM-600	39" x 108"	8239108	4400198	7
Exhaust Floor	CG-1000	36" x 100' x 2"	8436100	357267-1614	1
Exhaust Floor	CG-1000	36" x 300' x 2"	8436300	357267-1645	1
GLOBAL ULTRA PLUS 1					
Ceiling	CDM-600	81" x 144"	101739-2047	101739-2047	2
Ceiling	CDM-600	21" x 144"	101739-2236	101739-2236	4
Ceiling	CDM-600	21" x 36"	101739-2237	101739-2237	2
Exhaust	Poly Pocket	30" x 50' x 1"	N/A	8700021	1
GUARDIAN IMPATIANI VIS (requires 7 or 10 ceiling filters)					
Ceiling	CDM-600	39" x 127"	101739-4133	101739-4133	7
Ceiling	CDM-600	38" x 122"	101739-4128	101739-4128	7
Ceiling	CDM-600	27.25" x 117"	101739-2420	101739-2420	5
Ceiling	CDM-600	24" x 126"	101739-2247	101739-2247	5
Prefilter	CCP-CSR1-700	23" x 45" x 12"	CONTACT	FACTORY	2
Exhaust Floor	CG-1000	30" x 100' x 2"	8430100	357267-1610	1
Exhaust Floor	CG-1000	30" x 300' x 2"	8430300	357267-1632	1
JBI (requires 24 ceiling filters)					
Ceiling	CDM-R1 Panel	20" x 20"	8102020	4600211	20
Exhaust Floor	CG-1000	46" x 100' x 2"	8446100	357267-1682	1
Exhaust Floor	CG-1000	46" x 300' x 2"	8446300	357267-1683	1
J-MAR (requires 8 or 12 ceiling filters)					
Ceiling	CDM-600	48" x 58"	8204858	101739-4172	6
Exhaust Floor	CG-1000	36" x 100' x 2"	8436100	357267-1614	1
Exhaust Floor	CG-1000	36" x 300' x 2"	8436300	357267-1645	1
J-MAR (requires 60 ceiling filters)					
Ceiling	CDM-R1 Panel	20" x 20"	8102020	4600211	20
Exhaust Floor	CG-1000	36" x 100' x 2"	8436100	357267-1614	1
Exhaust Floor	CG-1000	36" x 300' x 2"	8436300	357267-1645	1

BOOTH MANUFACTURER

CROSS REFERENCE LIST

Downdraft Booths

BOOTH TYPE/ APPLICATION	DESCRIPTION	SIZE	PART NO.	ITEM NO.	CASE QTY
JONG AIR (requires 4 ceiling filters)					
Ceiling	CDM-600	81" x 144"	8281144	101739-2047	1
Ceiling	CDM-600	81" x 126"	101739-4170	101739-4170	1
Ceiling	CDM-600	40" x 126"	101739-4139	101739-4139	1
Prefilter	CPF-50 Pocket Filter	24" x 24" x 13"	357723A13G1D	357723A13G1D	2
Prefilter	CPF-50 Pocket Filter	12" x 24" x 13"	357723C13G1D	357723C13G1D	2
Alternate Prefilter	Hi-Flo-50 6 Pocket	24" x 24" x 12"	354122A12	354122A12	4
Alternate Prefilter	Hi-Flo-50 6 Pocket	12" x 24" x 12"	354122C12	354122C12	4
Exhaust Floor	CG-1000	40" x 100' x 2"	8440100	357267-1615	1
Exhaust Floor	CG-1000	40" x 300' x 2"	8440300	357267-1630	1
KAYCO (requirements vary for ceiling filters)					
Ceiling	CDM-600	50" x 62"	8205062	101739-4148	3
Ceiling	CDM-600	42" x 117"	101739-4143	101739-4143	4
Ceiling	CDM-600	62" x 62"	8206262	101739-4166	3
Ceiling	CDM-600	50" x 122"	101739-4147	101739-4147	5
Exhaust Filter	CG-1000	20" x 20" x 2"	8402020	14742-1	50
Exhaust Floor	CG-1000	30" x 100' x 2"	8430100	357267-1610	1
Exhaust Floor	CG-1000	30" x 300' x 2"	8430300	357267-1632	1
Exhaust Floor	CG-1000	36" x 100' x 2"	8436100	357267-1614	1
Exhaust Floor	CG-1000	36" x 300' x 2"	8436300	357267-1645	1
KWB (requires 12 ceiling filters)					
Ceiling	CDM-600	40" x 65"	8204065	101739-4141	6
Prefilter	CPF-50 Pocket Filter	24" x 24" x 26"	357723A26G1D	357723A26G1D	2
Alternate Prefilter	Hi-Flo-50 6 Pocket	24" x 24" x 21"	354122A21	354122A21	4
Exhaust Floor	CG-1000	30" x 100' x 2"	8430100	357267-1610	1
Exhaust Floor	CG-1000	30" x 300' x 2"	8430300	357267-1632	1
LUTRO (requires 1 ceiling filter)					
Ceiling	CDM-600	81" x 284"	101739-4171	101739-4171	1
Ceiling	CDM-600	57" x 282"	101739-2271	101739-2271	1
Prefilter	CS-10T	25" x 90'	4400347	4400347	1
Prefilter	CS-10T	42" x 90'	CONTACT	FACTORY	1
Exhaust Floor	CG-1000	30" x 100' x 2"	8430100	357267-1610	1
Exhaust Floor	CG-1000	30" x 300' x 2"	8430300	357267-1632	1
Exhaust Floor	CG-1000	36" x 100' x 2"	8436100	357267-1614	1
Exhaust Floor	CG-1000	36" x 300' x 2"	8436300	357267-1645	1

BOOTH MANUFACTURER

CROSS REFERENCE LIST

Downdraft Booths

BOOTH TYPE/ APPLICATION	DESCRIPTION	SIZE	PART NO.	ITEM NO.	CASE QTY
MARINI (requires 8 ceiling filters)					
Ceiling	CDM-600	29" x 131"	101739-4108	101739-4108	8
Ceiling	CDM-600	30" x 140"	101379-4109	101739-4109	8
Ceiling	CDM-600	29" x 117"	101739-4110	101739-4110	8
Ceiling	CDM-600	40" x 110"	101739-2157	101739-2157	8
Exhaust Floor	CG-1000	36" x 100' x 2"	8436100	357267-1614	1
Exhaust Floor	CG-1000	36" x 300' x 2"	8436300	357267-1645	1
NORAM					
Ceiling	CDM-600	56" x 120"	101739-4157	101739-4157	5
Ceiling	CDM-600	58" x 122"	101739-4160	101739-4160	5
Prefilter	CCP-CSR1-600	23" x 44" x 12"	CONTACT	FACTORY	2
Recirculation	Serap	20" x 25"	8002025	4600186	20
Exhaust Filter	CG-5000	20" x 20" x 2"	8502020	357267-2103	50
Exhaust Filter	CG-5000	20" x 25" x 2"	8502025	357267-2104	50
Exhaust Floor	CG-1000	30" x 100' x 2"	8430100	357267-1610	1
Exhaust Floor	CG-1000	30" x 300' x 2"	8430300	357267-1632	1
NOVA VERTA (requires 12 or 13 ceiling filters)					
Ceiling	CDM-600	24" x 128"	8224128	4400215	12
Ceiling	CDM-600	24" x 128"	8224129	4400215	13
Prefilter	CP-30-XL	26.57" x 47.25" x 2"	357796-2070	357796-2070	2
Prefilter	CP-30-XL	26.57" x 28.75" x 4"	357796-2069	357796-2069	2
Prefilter	CS-10T	26.50" x 28.75"	357800-2251	357800-2251	2
Prefilter	CS-10T	26.50" x 47.25"	357800-2252	357800-2252	2
Exhaust Floor	CG-1000	27" x 100' x 2"	8427100	357267-1633	1
Exhaust	CS-PER	28.75" x 28.75"	357250-2463	357250-2463	3
OLT (requires 9 ceiling filters)					
Ceiling	CDM-600	37" x 78"	8203778	101739-4127	9
OMIA EXCELFLO (requires 2 ceiling filters)					
Ceiling	CDM-600	51" x 139"	101739-4149	101739-4149	2
Ceiling	CDM-600	31.5" x 138"	101739-2119	101739-2119	2
Exhaust Floor	CG-1000	36" x 100' x 2"	8436100	357267-1614	1
Exhaust Floor	CG-1000	36" x 300' x 2"	8436300	357267-1645	1
OMIA 5020 (requires 6 ceiling filters)					
Ceiling	CDM-600	42.50" x 110.50"	4400315	4400315	6
Exhaust Floor	CG-1000	36" x 100' x 2"	8436100	357267-1614	1
Exhaust Floor	CG-1000	36" x 300' x 2"	8436300	357267-1645	1

BOOTH MANUFACTURER

CROSS REFERENCE LIST

Downdraft Booths

BOOTH TYPE/ APPLICATION	DESCRIPTION	SIZE	PART NO.	ITEM NO.	CASE QTY
OMIA 5021 (requires 6 ceiling filters)					
Ceiling	CDM-600	20" x 66"	8202066	4400303	6
Exhaust Floor	CG-1000	36" x 100' x 2"	8436100	357267-1614	1
Exhaust Floor	CG-1000	36" x 300' x 2"	8436300	357267-1645	1
OMIA ULTRAFLOW (requires 2 ceiling filters)					
Ceiling	CDM-600	51" x 150"	101739-4150	101739-4150	2
Ceiling	CDM-600	39" x 150"	101739-4136	101739-4136	2
Exhaust Floor	CG-1000	36" x 100' x 2"	8436100	357267-1614	1
Exhaust Floor	CG-1000	36" x 300' x 2"	8436300	357267-1645	1
OMIA VALUFLO (requires 2 ceiling filters)					
Ceiling	CDM-600	51" x 139"	101739-4149	101739-4149	2
Ceiling	CDM-600	31.5" x 138"	101739-2119	101739-2119	2
Exhaust Floor	CG-1000	36" x 100' x 2"	8436100	357267-1614	1
Exhaust Floor	CG-1000	36" x 300' x 2"	8436300	357267-1645	1
OMP (requires 8 ceiling filters)					
Ceiling	CDM-R1 Panels	20" x 48"	8102048	4600215	8
Prefilter	Serap	20" x 24"	8002024	4600185	20
Andreae Filter	Andreae Binks	36" x 30'	8723630	8700002	1
OPTIMA (requires 1 of each ceiling filter)					
Ceiling	CDM-600	39" x 130"	101739-4134	101739-4134	3
Ceiling	CDM-600	39" x 132"	101739-4135	101739-4135	3
Prefilter	CCP-CSR1-500	20" x 37.75" x 8"	CONTACT	FACTORY	4
Exhaust Floor	CG-1000	30" x 100' x 2"	8430100	357267-1610	1
Exhaust Floor	CG-1000	30" x 300' x 2"	8430300	357267-1632	1
PAMI (requires 7 ceiling filters)					
Ceiling	CDM-600	38.5" x 115"	101739-2299	101739-2299	7
Prefilter	CS-5T	39" x 50"	CONTACT	FACTORY	6
Exhaust Floor	CG-1000	30" x 100' x 2"	8430100	357267-1610	1
Exhaust Floor	CG-1000	30" x 300' x 2"	8430300	357267-1632	1
PBR PURE CURE (requires 14 or 16 ceiling filters)					
Ceiling	CDM-600	37.5" x 67"	101739-4107	101739-4107	14/16
Prefilter	CS-5T	40" x 135'	357268-4012	357268-4012	1
Prefilter	CS-5T	50" x 135'	CONTACT	FACTORY	1

BOOTH MANUFACTURER

CROSS REFERENCE LIST

Downdraft Booths

BOOTH TYPE/ APPLICATION	DESCRIPTION	SIZE	PART NO.	ITEM NO.	CASE QTY
PIVAB (requires 12 or 16 ceiling filters)					
Ceiling	CDM-600	40" x 90"	101739-2288	101739-2288	12/16
Prefilter	CPF-50 Pocket Filter	24" x 24" x 26"	357723A26G1D	357723A26G1D	2
Heat Recovery Filter	CPF-50 Pocket Filter	24" x 24" x 26"	357723A26G1D	357723A26G1D	2
Exhaust Filter	CPF-50 Pocket Filter	24" x 24" x 26"	357723A26G1D	357723A26G1D	2
Alternate Prefilter	Hi-Flo-50 6 Pocket	24" x 24" x 21"	354122A21	354122A21	4
Alternate Heat Recovery Filter	Hi-Flo-50 6 Pocket	24" x 24" x 21"	354122A21	354122A21	4
Exhaust Filter	Hi-Flo-50 6 Pocket	24" x 24" x 21"	354122A21	354122A21	4
Exhaust Filter	Andreae Binks	36" x 30'	8723630	8700002	1
Exhaust Floor	CG-1000	36" x 100' x 2"	8436100	357267-1614	1
Exhaust Floor	CG-1000	36" x 300' x 2"	8436300	357267-1645	1
Exhaust Floor	CG-1000	40" x 100' x 2"	8440100	357267-1615	1
Exhaust Floor	CG-1000	40" x 300' x 2"	8440300	357267-1630	1
POLIN (requires 14 ceiling filters)					
Ceiling	CDM-600	40" x 78"	8204078	101739-4142	7
Ceiling	CDM-600	39.5" x 115"	101739-4174	101739-4174	7
Ceiling	CDM-600	20" x 78"	8202078	101739-4121	2
Exhaust Floor	CG-1000	30" x 100' x 2"	8430100	357267-1610	1
Exhaust Floor	CG-1000	30" x 300' x 2"	8430300	357267-1632	1
PROTECTAIRE (requires 20 ceiling filters)					
Ceiling	CDM-R1 Panel	20" x 20"	8102020	4600211	20
Prefilter	CS-5T	22" x 27"	CONTACT	FACTORY	24
Exhaust Floor	CG-1000	24" x 100' x 2"	8424100	357267-1624	1
Exhaust Floor	CG-1000	24" x 300' x 2"	8424300	357267-1676	1
SAICO PAINT & CURE (requires 18 or 21 ceiling filters)					
Ceiling	CDM-600	33" x 45.50"	8203345	4400444	16
Ceiling	CDM-600	33" x 45.50"	8203346	4400444	18
Ceiling	CDM-600	33" x 45.50"	8203347	4400444	20
Ceiling	CDM-600	33" x 45.50"	8203348	4400444	24
Prefilter	CS-5	36" x 52"	08313652	11983-0082	4
Exhaust Floor	CG-1000	24" x 100' x 2"	8424100	357267-1624	1
Exhaust Floor	CG-1000	24" x 300' x 2"	8424300	357267-1676	1
Post Exhaust Filter	CS-5T	24" x 48"	CONTACT	FACTORY	12
Exhaust Floor	CG-1000	25" x 300' x 2"	8425300	357267-1681	1
Post Exhaust Filter	Exhaust Tube	10" x 40"	40942-9	40942-9	6

BOOTH MANUFACTURER

CROSS REFERENCE LIST

Downdraft Booths

BOOTH TYPE/ APPLICATION	DESCRIPTION	SIZE	PART NO.	ITEM NO.	CASE QTY
SAIMA ACCUDRAFT & SUPERKLEEN (requires 18 or 21 ceiling filters)					
Ceiling	CDM-600	37" x 45"	8203745	4400239	18
Prefilter	CS-5T	24" x 60"	CONTACT	FACTORY	6
Prefilter	CCP-CSR1-200	18" x 26.5" x 15"	4601154	4601154	2
Exhaust Filter	CCP-CSR1-200	15" x 24" x 20"	CONTACT	FACTORY	6
Extractor	CWA	18" x 25" x 1"	357240-1606	357240-1606	16
Exhaust Floor	CG-1000	30" x 100' x 2"	8430100	357267-1610	1
Exhaust Floor	CG-1000	30" x 300' x 2"	8430300	357267-1632	1
Exhaust Floor	CG-1000	46" x 100' x 2 "	8446100	357267-1682	1
Exhaust Floor	CG-1000	46" x 300' x 2"	8446300	357267-1683	1
SAIMA SPRAYKLEEN (requires 12 ceiling filters)					
Ceiling	CDM-600	45" x 58.50"	8204558	4401076	12
Prefilter	CCP-CSR1-200	18" x 26.5" x 15"	4601154	4601154	2
Exhaust Filter	CCP-CSR1-200	15" x 24" x 20"	CONTACT	FACTORY	6
Prefilter	CS-10T	26.5" x 60"	8342660	4401437	4
Exhaust Floor	CG-1000	30" x 100' x 2"	8430100	357267-1610	1
Exhaust Floor	CG-1000	30" x 300' x 2"	8430300	357267-1632	1
SBS (requires 36 ceiling filters)					
Ceiling	CDM-R1 Panel	20" x 20"	8102020	4600211	20
Exhaust Floor	CG-1000	30" x 100' x 2"	8430100	357267-1610	1
Exhaust Floor	CG-1000	30" x 300' x 2"	8430300	357267-1632	1
SIDES SPRAYMATE (requires 4 ceiling filters)					
Ceiling	CDM-600	55" x 92"	8205592	101739-4156	4
Exhaust Floor	CG-1000	24" x 100' x 2"	8424100	357267-1624	1
Exhaust Floor	CG-1000	24" x 300' x 2"	8424300	357267-1676	1
Exhaust Floor	CG-1000	46" x 100' x 2"	8446100	357267-1682	1
Exhaust Floor	CG-1000	46" x 300' x 2"	8446300	357267-1683	1
SPRAYBAKE, ADVANTAGE, ADVANTAGE 2000, GENERATION 4, WATER WASH & WATER WASH 2000					
Ceiling	CDM-600	78.75" x 246"	8278246	101739-2013	1
Ceiling	CDM-600	39" x 292"	101739-4115	101739-4115	1
Prefilter	CS-PF1 "sock type"	24" x 60"	8732436	4600282	1
Prefilter	CS-PF1 "sock type"	30" x 60"	8733060	4600280	1
Prefilter	CS-PF1 "sock type"	36" x 60"	8733660	4600277	1
Exhaust Floor	Water Wash	40" x 40"	8744040	4400205	5
Exhaust Floor	Water Wash Combo (old)	(3) 20.5x53 (3) 51x53 (3) 28x53	8744752	4400673	1
Exhaust Floor	Water Wash Combo (new)	(3) 47.5 x 52 (6) 47.5 x 20.5	8740000	4400257	1
Exhaust Floor	CG-5000	30" x 150' x 4"	8630150	357267-1900	1
Exhaust Floor	CG-5000	60" x 150' x 4"	8660150	357267-1912	1

BOOTH MANUFACTURER

CROSS REFERENCE LIST

Downdraft Booths

BOOTH TYPE/ APPLICATION	DESCRIPTION	SIZE	PART NO.	ITEM NO.	CASE QTY
SPRAYBOOTH AMERICA (requires 6 ceiling filters)					
Ceiling	CDM-600	40" x 152"	101739-4140	101739-4140	6
Prefilter	Hi-Flo-50 6 Pocket	24" x 24" x 21"	354122A21	354122A21	4
Prefilter	Serap	24" x 24"	8002424	4600187	20
Exhaust Floor	CG-1000	25" x 100' x 2"	8425100	357267-1665	1
Exhaust Floor	CG-1000	25" x 300' x 2"	8425300	357267-1681	1
Exhaust Floor	CG-1000	46" x 100' x 2"	8446100	357267-1682	1
Exhaust Floor	CG-1000	46" x 300' x 2"	8446300	357267-1683	1
SPRAYKING (requires 5 ceiling filters)					
Ceiling	CDM-600	48" x 96"	4400491	4400491	6
Ceiling	CDM-600	51" x 51"	8205151	101739-4151	5
Ceiling	CDM-600	48" x 48"	4400237	4400237	5
Exhaust Floor	CG-1000	36" x 100' x 2"	8436100	357267-1614	1
Exhaust Floor	CG-1000	36" x 300' x 2"	8436300	357267-1627	1
SPRAY-TECH (requires 6, 15 or 28 ceiling filters)					
Ceiling	CDM-600	32.50" x 98"	101739-2174	101739-2174	6
Ceiling	CDM-R1 Panels	20" x 20"	8102020	4600211	20
Exhaust Filter	CG-1000	20" x 20" x 2"	8402020	14742-1	50
Exhaust Floor	CG-1000	48" x 100' x 2"	8448100	357267-1612	1
Exhaust Floor	CG-1000	48" x 300' x 2"	8448300	357267-1674	1
THERMAL DRAFT OLD (requires 9 ceiling filters)					
Ceiling	CDM-600	38" x 92"	8203892	101739-4130	9
Prefilter	CS-5T	27" x 60"	CONTACT	FACTORY	10
Exhaust Filter	CS-5T	27" x 60"	CONTACT	FACTORY	10
Exhaust Floor	CG-1000	30" x 100' x 2"	8430100	357267-1610	1
Exhaust Floor	CG-1000	30" x 300' x 2"	8430300	357267-1632	1
THERMAL DRAFT NEW (requires 12 ceiling filters)					
Ceiling	CDM-600	45" x 59"	101739-2393	101739-2393	12
Prefilter	CS-5T	27" x 59"	CONTACT	FACTORY	8
Exhaust Floor	CG-1000	30" x 100' x 2"	8430100	357267-1610	1
Exhaust Floor	CG-1000	30" x 300' x 2"	8430300	357267-1632	1
THERMOMECCANICA GL (requires 9 ceiling filters)					
Ceiling	CDM-600	30" x 114"	101739-2153	101739-2153	9
Prefilter	CCP-CSR1-500	18" x 38" x 12	CONTACT	FACTORY	2
Exhaust Floor	CG-1000	40" x 100' x 2"	8440100	357267-1615	1
Exhaust Floor	CG-1000	40" x 300' x 2"	8440300	357267-1630	1

BOOTH MANUFACTURER

CROSS REFERENCE LIST

Downdraft Booths

BOOTH TYPE/ APPLICATION	DESCRIPTION	SIZE	PART NO.	ITEM NO.	CASE QTY
UNICURE EAGLE (requires 12 ceiling filters)					
Ceiling	CDM-600	46" x 60"	8204660	101739-4144	12
Prefilter	CS-5T	20" x 20"	11983-304	11983-304	50
Exhaust Floor	CG-1000	30" x 100' x 2"	8430100	357267-1610	1
Exhaust Floor	CG-1000	30" x 300' x 2"	8430300	357267-1632	1
UNICURE EAGLE DS50					
Ceiling	CDM-600	29" x 117"	101739-4110	101739-4110	6
Ceiling	CDM-600	48" x 56"	101739-2058	101739-2058	4
Prefilter	Serap Link Panel	20" x 72"	4600754-3	4600754-3	6
Prefilter	Serap Link Panel	25" x 72"	4600896-3	4600896-3	6
Prefilter Option	Serap	20" x 20"	8002020	4600184	24
Prefilter Option	Serap	20" x 25"	8002025	4600186	18
Exhaust Filter	CG-5000	20" x 20" x 2"	8502020	357267-2103	50
USI EUROTECH, ITALIA and CHRONOTECH (requires 4 or 7 ceiling filters)					
Ceiling	CDM-600	40.5" x 114.5"	101739-2269	101739-2269	4/7
Prefilter	CCP-CSR1-500	18" x 38"x 12"	CONTACT	FACTORY	2
Exhaust Filter	Prefilter 8 pocket with frame	23.5" x 46" x 9"	CONTACT	FACTORY	2
Exhaust Floor	CG-1000	30" x 100' x 2"	8430100	357267-1610	1
Exhaust Floor Option	CG-1000	30" x 300' x 2"	8430300	357267-1632	1
USI ITALIA (requires 4 or 6 ceiling filters)					
Ceiling	CDM-600	73" x 129"	101739-4167	101739-4167	4
Ceiling	CDM-600	51" x 128"	CONTACT	FACTORY	6
Prefilter	CCP-CSR1-500	18" x 38"x 12"	CONTACT	FACTORY	2
Exhaust filter	Prefilter 8 pocket with frame	22" x 40" x 12"	CONTACT	FACTORY	2
Exhaust Floor	CG-1000	30" x 100' x 2"	8430100	357267-1610	1
Exhaust Floor	CG-1000	30" x 300' x 2"	8430300	357267-1632	1
VIKING (requires 20 ceiling filters)					
Ceiling	CDM-R1 Panel	20" x 20"	8102020	4600211	20
VIKING DOWNDRAFT (requires 4 ceiling filters)					
Ceiling	CDM-600	40" x 100"	101739-218	101739-218	4
Prefilter	Serap	20" x 20"	8002020	4600184	20
Exhaust Filter	CG-1000	20" x 20" x 2"	8402020	14742-1	50
WELBILT MODEL FB9 (requires 10 ceiling filters)					
Ceiling	CDM-600	26" x 124"	101739-4123	101739-4123	5
Exhaust Floor	CG-1000	40" x 100' x 2"	8440100	357267-1615	1
Exhaust Floor	CG-1000	40" x 300' x 2"	8440300	357267-1630	1

BOOTH MANUFACTURER

CROSS REFERENCE LIST

Downdraft Booths

BOOTH TYPE/ APPLICATION	DESCRIPTION	SIZE	PART NO.	ITEM NO.	CASE QTY
WELBILT MODEL 85 (requires 10 ceiling filters)					
Ceiling	CDM-600	59" x 61.5"	101739-4163	101739-4163	10
Exhaust Floor	CG-1000	30" x 100' x 2"	8430100	357267-1610	1
Exhaust Floor	CG-1000	30" x 300' x 2"	8430300	357267-1632	1
WELBILT MODEL 90 (requires 10 ceiling filters)					
Ceiling	CDM-600	26" x 145"	101739-2331	101739-2331	5
Exhaust Floor	CG-1000	40" x 100' x 2"	8440100	357267-1615	1
Exhaust Floor	CG-1000	40" x 300' x 2"	8440300	357267-1630	1
WELBILT MODEL SN (requires 11 ceiling filters)					
Ceiling	CDM-600	24" x 134"	101739-4122	101739-4122	11
Exhaust Floor	CG-1000	40" x 100' x 2"	8440100	357267-1615	1
Exhaust Floor	CG-1000	40" x 300' x 2"	8440300	357267-1630	1
WELBILT MODELS 2000 and 2001 (requires 18 ceiling filters)					
Ceiling	CDM-600	35" x 45"	8203545	101739-4126	9
Pre-filter	CS-5T	35" x 45"	CONTACT	FACTORY	9
Exhaust Filter	CCP-CSR1-300	14" x 23" x 21"	CONTACT	FACTORY	6
Exhaust Filter Option	CCP-CSR1-600	14" x 46" x 21"	CONTACT	FACTORY	3
Exhaust Floor	CG-1000	40" x 100' x 2"	8440100	357267-1615	1
Exhaust Floor	CG-1000	40" x 300' x 2"	8440300	357267-1630	1
ZHONDGA 24 AND 27 (requires 6 ceiling filters)					
Ceiling	CDM-600	61" x 91"	101739-4111	101739-4111	6
Ceiling	CDM-600	61" x 108"	101739-4112	101739-4112	6
Pre-filter	CS-5T	32" x 56"	CONTACT	FACTORY	2
Pre-filter	CS-5T	36" x 56"	CONTACT	FACTORY	2
Exhaust Floor	CG-1000	32" x 100' x 2"	8432100	357267-1647	1
Post Exhaust	CG-1000	32" x 32"	14742-313	14742-313	1
Post Exhaust	CG-1000	36" x 48"	14742-314	14742-314	1

BOOTH MANUFACTURER

CROSS REFERENCE LIST

Prep Stations

BOOTH TYPE/ APPLICATION	DESCRIPTION	SIZE	PART NO.	ITEM NO.	CASE QTY
ABS CLEAN AIR WORK STATION DDS-4 (requires 3 ceiling filters)					
Ceiling	CDM-600	58" x 58"	8205858	101739-4161	3
Ceiling	CDM-600	58" x 96"	8205896	101739-4162	3
Prefilter	Serap	24" x 24"	8002424	4600187	20
Prefilter	Hi-Flo-50 6 Pocket	24" x 24" x 21"	354122A21	354122A21	4
Prefilter	CPF-50 Pocket Filter	24" x 24" x 13"	357723A13G1D	357723A13G1D	2
Exhaust Floor	CG-1000	20" x 100' x 2"	8420100	357267-1618	1
Exhaust Floor	CG-1000	20" x 300' x 2"	8420300	357267-1619	1
AEN CLEANSHOP (requires 3 ceiling filters)					
Ceiling	CDM-600	58" x 59"	8205859	101739-4116	3
Prefilter	S-Flo-50 6 Pkt with loops	22" x 26" x 42"	CONTACT	FACTORY	2
Prefilter	CCP-CSR1-1000	22" x 30" x 42"	CONTACT	FACTORY	3
Exhaust Floor	CG-1000	25" x 100' x 2"	8425100	357267-1665	1
Exhaust Floor	CG-1000	25" x 300' x 2"	8425300	357267-1681	1
AFC OLD (requires 24 ceiling filters)					
Ceiling	CDM-600	20" x 50"	8202050	101739-4119	12
Exhaust Floor	CG-1000	20" x 100' x 2"	8420100	357267-1618	1
Exhaust Floor	CG-1000	20" x 300' x 2"	8420300	357267-1619	1
AFC NEW and PB-100 (requires 8 ceiling filters)					
Ceiling	CDM-600	36.75" x 54"	101739-2322	101739-2322	9
Exhaust Floor	CG-1000	20" x 100' x 2"	8420100	357267-1618	1
Exhaust Floor	CG-1000	20" x 300' x 2"	8420300	357267-1619	1
Exhaust Filter	CG-5000	20" x 20" x 2"	8502020	357267-2103	50
ATLANTIC PREPSTATION (requires 90 ceiling filters)					
Ceiling	Serap	20" x 20"	8002020	4600184	20
Exhaust	Metal Frame	24" x 24"	CONTACT	FACTORY	8
BINKS SPRAYMASTER or PREP MASTER (requires 6 or 8 ceiling filters)					
Ceiling	CDMR-1 Pad	36" x 72"	8103672	101739-4176	8
Prefilter	Hi-Flo-50 6 Pocket	24" x 24" x 21"	354122A21	354122A21	4
Prefilter Option	CPF-50 Pocket Filter	24" x 24" x 26"	357723A26G1D	357723A26G1D	2
Ceiling	CDMPR-1 Panel	20" x 48"	8102048	4600215	8
Andreae Filter	Andreae Binks	36" x 30'	8723630	8700002	1
Exhaust Floor	CG-1000	36" x 100' x 2"	8436100	357267-1614	1
Exhaust Floor	CG-1000	36" x 300' x 2"	8436300	357267-1627	1

BOOTH MANUFACTURER

CROSS REFERENCE LIST

Prep Stations

BOOTH TYPE/ APPLICATION	DESCRIPTION	SIZE	PART NO.	ITEM NO.	CASE QTY
BLOWTHERM (requires 2 ceiling filters - verify size)					
Ceiling	CDM-600	61" x 120"	101739-4117	101739-4117	2
Ceiling	CDM-600	61" x 149.50"	8264149	4401333	2
Prefilter	CCP-CSR1-600	23" x 47" x 9"	4601147	4601147	2
Prefilter Metal Pleat	CWA	19" x 37" x 3.75"	CONTACT	FACTORY	2
Exhaust Floor	CG-1000	30" x 100' x 2"	8430100	357267-1610	1
Exhaust Floor	CG-1000	30" x 300' x 2"	8430300	357267-1632	1
CWN PREP					
Ceiling	CDM-600	36" x 110"	101739-2036	101739-2036	7
Ceiling	CDM-600	38.5" x 115"	101739-2299	101739-2299	8
Ceiling Option	CDM-R1	36" X 110"	101739-4178	101739-4178	2
Exhaust Floor	CG-1000	40" x 100' x 2"	8440100	357267-1615	1
Exhaust Floor	CG-1000	40" x 300' x 2"	8440300	357267-1630	1
DEVILBISS PRO MIX-PAINT MIXING ROOM (requires 2 ceiling filters)					
Ceiling	CDM-600	35.5" x 35.5"	101739-2161	101739-2161	2
Prefilter	CSR1 Panel	20" x 20"	8132020	4600202	24
DEVILBISS PRO PREP (requires 12 ceiling filters)					
Ceiling	CDMPR-1 Panel	20" x 48"	8102048	4600215	8
Prefilter	CF-60 5 pkt with loops	20" x 24" x 36"	8662048	354118B36LL	4
Exhaust Floor	CG-1000	30" x 100' x 2"	8430100	357267-1610	1
Exhaust Floor	CG-1000	30" x 300' x 2"	8430300	357267-1632	1
Exhaust Floor	CG-1000	40" x 100' x 2"	8440100	357267-1615	1
Exhaust Floor	CG-1000	40" x 300' x 2"	8440300	357267-1630	1
DUSTER 3000 (requires 12 ceiling filters)					
Exhaust	CG-5000	26" x 26" x 2"	8502626P	357267-2171	3
Prefilter	CPF-50 5 Pocket Filter	24" x 24" x 26"	357699A26GDC	357699A26GDC	1
Intake	CP-50-HC-HT with Velcro	24" x 24" x 2"	4001477	4001477	6
GARMAT PREP (requires 4 ceiling filters)					
Ceiling	CDM-600	37.5" x 67"	101739-4107	101739-4107	4
Prefilter	CWA	23.5" x 44" x 1.875"	CONTACT	FACTORY	3
Prefilter	CPF-50 Pocket Filter	24" x 24" x 26"	357723A26G1D	357723A26G1D	2
Exhaust Floor	CG-1000	40" x 100' x 2"	8440100	357267-1615	1
Exhaust Floor	CG-1000	40" x 300' x 2"	8440300	357267-1630	1

BOOTH MANUFACTURER

CROSS REFERENCE LIST

Prep Stations

BOOTH TYPE/ APPLICATION	DESCRIPTION	SIZE	PART NO.	ITEM NO.	CASE QTY
INTERNATIONAL AIR FILTER (requires 1 or 6 ceiling filters)					
Ceiling (Model 5-15)	CDM-600	28" x 58"	8202858	101739-4124	6
Ceiling (Model 8-20)	CDM-600	38" x 94"	8203894	101739-4131	6
Ceiling (Model 5-15 / DS7500)	CDM-600	34" x 70"	8203470	101739-4125	1
Prefilter	Hi-Flo-50 6 Pocket	24" x 24" x 21"	354122A21	354122A21	4
Prefilter Option	CPF-50 Pocket Filter	24" x 24" x 26"	357723A26G1D	357723A26G1D	2
Prefilter	Serap	24" x 24"	8002424	4600187	20
Exhaust Floor	CG-1000	25" x 300' x 2"	8425300	357267-1681	1
JBI PREP (requires 10 ceiling filters)					
Ceiling	CDM-R1 Panel	20" x 20"	8102020	4600211	20
Prefilter	CSR1-400	18" x 32" x 36"	CONTACT	FACTORY	2
Exhaust Floor	CG-1000	25" x 100' x 2"	8425100	357267-1665	1
Exhaust Floor	CG-1000	25" x 300' x 2"	8425300	357267-1681	1
OMIA (requires 4 ceiling filters)					
Ceiling	CDM-600	55" x 110"	101739-4154	101739-4154	2
Ceiling	CDM-600	55" x 122"	101739-4155	101739-4155	2
SAICO (requires 6 ceiling filters)					
Ceiling	CDM-600	24" x 48"	101739-2070	101739-2070	6
Prefilter	CDM-R1	24" x 48"	CONTACT	FACTORY	6
Exhaust Floor	CG-1000	25" x 100' x 2"	8425100	357267-1665	1
Exhaust Floor	CG-1000	25" x 300' x 2"	8425300	357267-1681	1
SAIMA PREP (requires 5 ceiling filters)					
Ceiling	CDM-600	45" x 59"	101739-2393	101739-2393	5
Extractor Filter	CWA	18" x 25" x 1"	357240-1606	357240-1606	16
Exhaust Floor	CG-1000	30" x 100' x 2"	8430100	357267-1610	1
Exhaust Floor	CG-1000	30" x 300' x 2"	8430300	357267-1632	1
SPRAYBAKE (Older Prep) (requires 1 ceiling filter)					
Ceiling	CDM-600	78.75" x 246"	8278246	101739-2013	1
Prefilter	Hi-Flo-50 6 Pocket	24" x 24" x 21"	354122A21	354122A21	4
Prefilter Option	CPF-50 Pocket Filter	24" x 24" x 26"	357723A26G1D	357723A26G1D	2
Prefilter	CS5T	39" x 48"	CONTACT	FACTORY	8
Exhaust Floor	CG-1000	40" x 100' x 2"	8440100	357267-1615	1
Exhaust Floor	CG-1000	40" x 300' x 2"	8440300	357267-1630	1

BOOTH MANUFACTURER

CROSS REFERENCE LIST

Prep Stations

BOOTH TYPE/ APPLICATION	DESCRIPTION	SIZE	PART NO.	ITEM NO.	CASE QTY
SPRAYBAKE (NEWER PREP) (requires 1 case of each below)					
Ceiling	CDMR-1 Pad	37" x 70"	8103770	4400245	3
Ceiling	CDMR-1 Pad	25" x 72"	101739-2147	101739-2147	1
Prefilter	Hi-Flo-50 5 Pocket	20" x 24" x 14"	8672024	354122B14LL	4
Exhaust Floor	CG-5000	30" x 194" x 4"	8630194	357267-1902	2
Exhaust Floor Option	CG-5000	30" x 150" x 4"	8630150	357267-1900	1
Exhaust Floor	CG-1000	30" x 100' x 2"	8430100	357267-1610	1
Exhaust Floor Option	CG-1000	30" x 300' x 2"	8430300	357267-1632	1
SPRAYBOOTH AMERICA PREP (requires 6 ceiling filters)					
Ceiling	CDM-600	38" x 94"	8203894	101739-4131	6
Prefilter	Hi-Flo-50 6 Pocket	24" x 24" x 21"	354122A21	354122A21	4
Exhaust Floor	CG-1000	24" x 100' x 2"	8424100	357267-1624	1
Exhaust Floor	CG-1000	24" x 300' x 2"	8424300	357267-1676	1
SPRAY SYSTEM PREP STATION					
Ceiling	CDM-R1 Panel	20" x 50"	CONTACT	FACTORY	10
Prefilter	Hi-Flo-50 6 Pocket	24" x 24" x 21"	354122A21	354122A21	4
Prefilter Option	CPF-50 Pocket Filter	24" x 24" x 26"	357723A26G1D	357723A26G1D	2
Prefilter	Serap Panel	20" x 20"	8002020	4600184	24
Exhaust Floor	CG-1000	30" x 100' x 2"	8430100	357267-1610	1
Exhaust Floor	CG-1000	30" x 300' x 2"	8430300	357267-1632	1
WELBILT (requires 8 ceiling filters)					
Ceiling	CDM-600	22" x 76"	8202276	101739-4175	8
Primary Filter Roll	CG-1000	48" x 100' x 2"	8448100	357267-1612	1
Exhaust Floor	CG-1000	40" x 100' x 2"	8440100	357267-1615	1
Exhaust Floor	CG-1000	40" x 300' x 2"	8440300	357267-1630	1

NOTES

On world standards...

...Camfil Farr is the leader in clean air technology and air filter protection.

Camfil Farr has its own product development, R&D and worldwide local representation.

Our overall quality goal is to develop, produce and market products and services of such a quality that we aim to exceed our customers expectations.

We see our activities and products as an expression of our quality.

To reach a level of total quality, it is necessary to establish an internal work environment where all Camfil Farr employees can succeed together. This means an environment characterized by openness, confidence and good business understanding.

www.camfilfarr.com

www.camfilfarr.info

Corporate Offices

Camfil AB

Industrigatan 3
SE-619 33 Trosa, Sweden
Tel: 46 156 536 00
Fax: 46 155 167 24

Camfil Farr USA

1 North Corporate Drive
Riverdale, New Jersey 07457
Tel: 973-616-7300
Tel: 450-629-3030

Camfil Farr Canada

2785 Francis Hughes Avenue
Laval, Quebec H7L 3J6
Tel: 450-629-3030
Fax: 450-662-6035

North American Manufacturing Locations

Concord, Ontario Conover, North Carolina Corcoran, California Crystal Lake, Illinois
Laval, Quebec Riverdale, New Jersey Washington, North Carolina